




SCHOOL BUS SAFETY

Color and Activity Book






GOING TO THE BUS STOP


- ❖ Leave home early enough to arrive at your bus stop on time.
- ❖ Wait for your bus in a safe place away from the street.
- ❖ Don't talk to strangers on the way to the bus stop.



Help this student find his way to the bus stop.

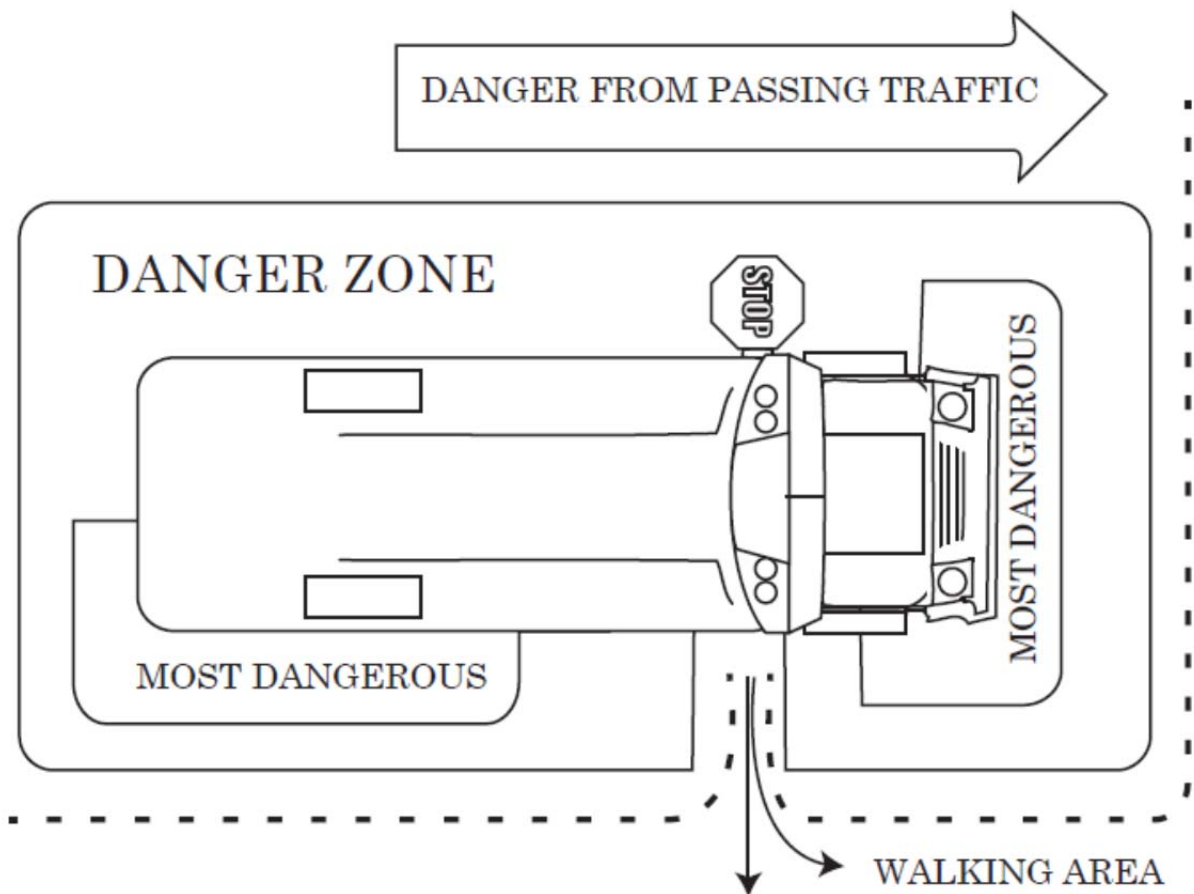


Stay out of the danger zone.



SCHOOL BUS DANGER ZONE

- ❖ The danger zone is the space all around the school bus. It extends out at least 10 feet in all directions. The School Bus Driver can't see in this zone.
- ❖ You can use 5 giant steps to estimate at least 10 feet.
- ❖ Never crawl under the bus.
- ❖ When you are near the bus, you must have the attention of the school bus driver.
- ❖ You should never play around or near the school bus.
- ❖ Enter and exit the school bus in an orderly fashion as directed by your School Bus Driver.




AT THE BUS STOP


- ❖ Wait for your bus in a safe place away from the street.
- ❖ Never push or shove other students.
- ❖ Never crawl underneath the bus.
- ❖ Do not play at or around the bus.
- ❖ Follow the instructions of the School Bus Driver.
- ❖ Let a parent know if a stranger is at the bus stop.
- ❖ Cross the street at least 10 feet in front of the bus.
- ❖ Be courteous to the School Bus Driver and other students riding on the bus.
- ❖ Do not bully others on the bus.



If you drop something near the bus, leave it!
Tell the bus driver.



Use the handrail one by one



School Bus Behavior

- ❖ Your school district probably has a school bus behavior policy. Your bus driver's number one interest is your safety. He or she will ask you to be on your best behavior.
- ❖ Follow the instructions of your school bus driver. It is important to listen to your bus driver in case there are any special instructions for your bus ride.
- ❖ Remain in your seat while the school bus is in motion
- ❖ Keep your head and arms inside the school bus at all times.
- ❖ Keep the aisle and emergency door clear at all times.
- ❖ Keep the noise level down. Sit quietly in your seat and only speak quietly to the other children near you.
- ❖ Do not jump up and down, bully, fight or tease other passengers or make a lot of noise. These activities can bother your bus driver and he or she will not be able to give proper attention to driving.




Keep head, arms and feet inside the windows.



School Bus Rules Crossword

Use the word bank to answer the questions and fill in the School Bus Rules crossword below.



WORDBANK
ARMS BUS
FEET
HANDS
LISTEN
PUSH
RUN
SHOVE
SIT
STREET
TIME
CRAWL

ACROSS/DOWN

- 1 & 2. Don't (1) _____ or (2) _____ while getting on the bus.
 9 & 10. Don't put (9) _____ or (10) _____ out of the bus window.

ACROSS

3. Never _____ under the school bus.
 6. Look both ways before crossing the _____.
 11. Always cross at least ten _____ in front of the bus.
 12. Wait until the ___ stops to get off.

DOWN

4. Never ___ to or from the bus.
 5. It is important to _____ to the school bus driver.
 7. Always be on _____ for the school bus.
 8. Always ___ in your assigned seat.

Hidden School Bus Words

A school bus is made of many parts. Some of the school bus parts are listed below. Can you find these words in the puzzle below? They can be spelled across, backwards diagonal, or they might be up or down.

DRIVER	LIGHTS	SEAT	TIRES
DOOR	MIRRORS	STEPS	YELLOW
EXIT	MOTOR	STOP SIGN	WHEEL
BUMPER	QUIET	STUDENTS	WINDOW



ANSWER KEY

